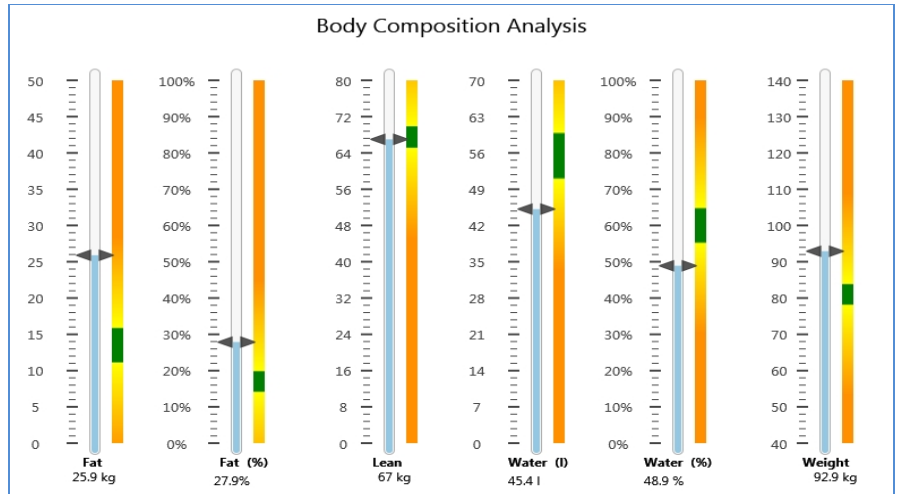
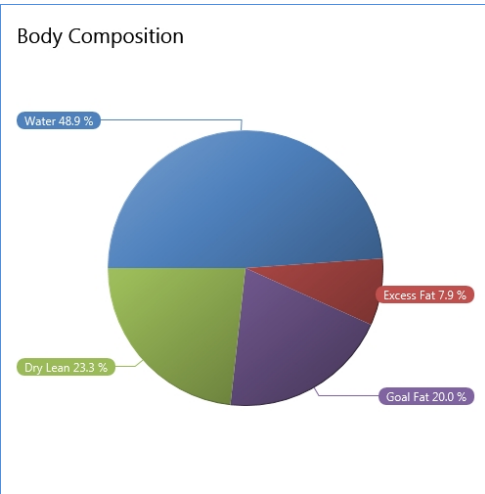
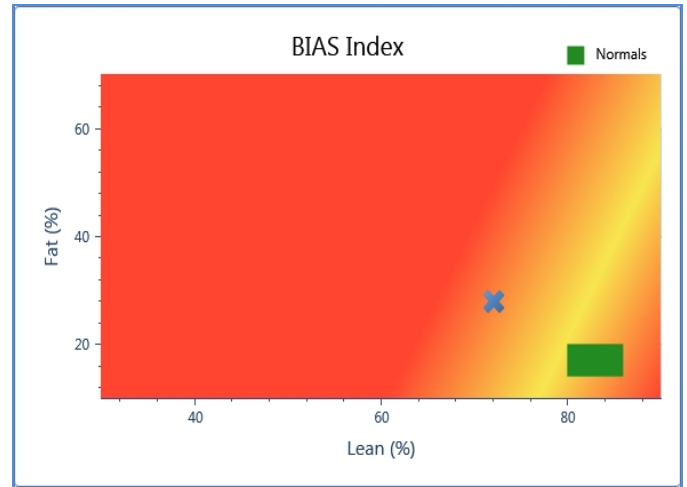


Subject Name	Subject Ref	Age	Gender	Activity	Height	Weight
Sample Male Client		41	M	Very Low	1.79 m	92.9 kg
Test Date Time	Test No. / Ref	Device	Serial No.	Waist	Hip	
10/01/2013 16:40	1	1500 BT	213262	130 cm	135 cm	



Body Composition Summary		
TBW 45.4 l (51 l - 60 l)	Lean 67 kg (65 kg - 70 kg)	Weight 92.9 kg (78 kg - 84 kg)
Dry Lean 21.6 kg		
Fat 25.9 kg (11 kg - 16 kg)		



Percentage Distribution	
Fat 27.9 (%) (14% - 20%)	Lean 72.1 (%) (80% - 86%)
Excess Fat 7.9 %	
TBW 48.9 (%) (55% - 65%)	

Result	Value	Normal
BMI (kg/m ²)	29.0	(20 - 25)
Waist Hip Ratio	0.96	< 1.00
BMR (Kcal)	1941 per day	-
	20.9 per kg	-
EAR (Kcal)	2717 per day	-
Imp 50 kHz (Ω)	535	-